



Play the Game 2017
Eindhoven,
The Netherlands
27/11/2017

Communications officer
Stine Alvad

Student assistant
Mads A. Wickstrøm



Autonomy in National Olympic Committees

An autonomy index

NOCs and governments

- 'Sports governance' → discussions about the autonomy of sport
- But what does it mean to be autonomous?
- Are NOCs politically autonomous in relation to their national governments?
- Is it possible to map formal relationships between NOCs and national governments?



An index on autonomy – why?

Olympic Charter, Article 27 and 28:

- “[...] NOCs may cooperate with governmental bodies”.
- “[...] an NOC may decide, at its discretion, to elect as members representatives of such authorities,” (e.g. government).
- “The NOCs must preserve their autonomy and resist all pressures of any kind, including but not limited to political, legal, religious or economic pressures which may prevent them from complying with the Olympic Charter.”



Photo: George Rex

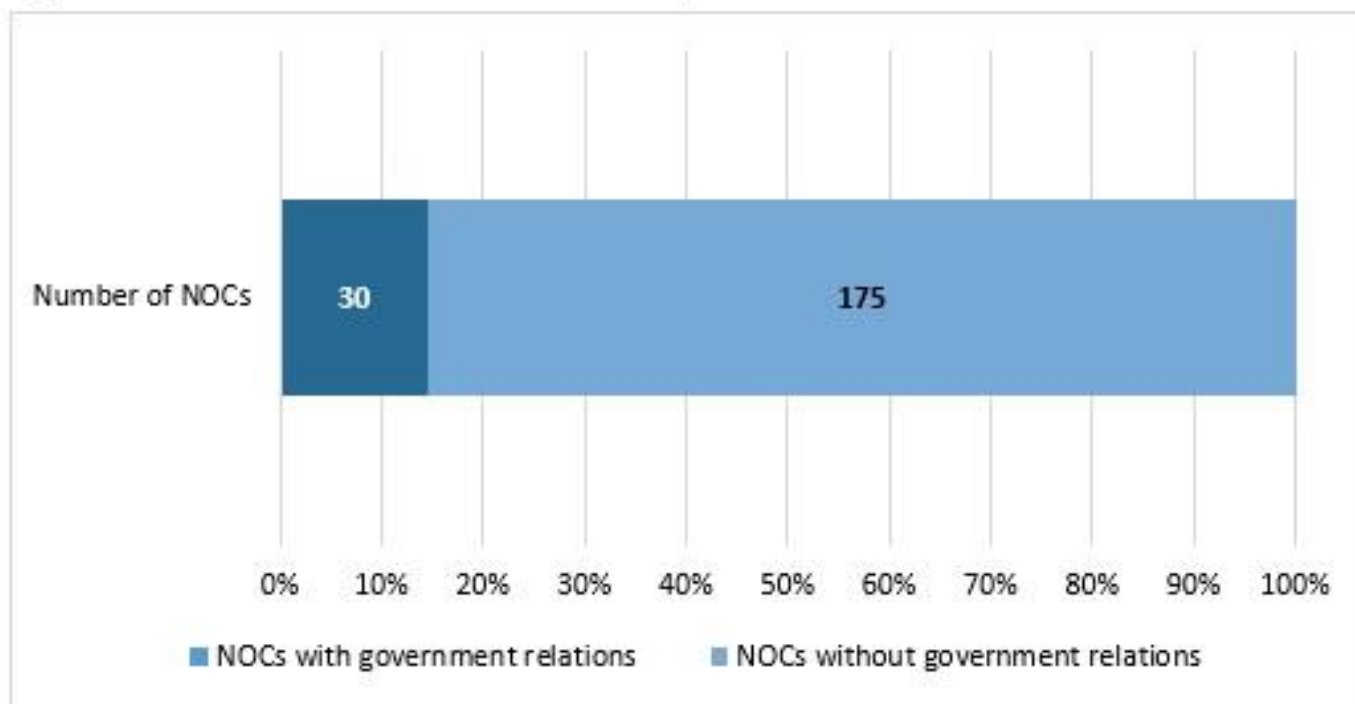
An index on autonomy – how?

- Extent to which NOC executives hold parallel positions
- 205 surveyed NOCs
- Presidents and Secretary Generals
- Selection criteria:
 - Highly ranked government official or part of the ruling cabinet
 - Member of a ruling family
- Self-reported CVs from ANOC database

1	Afghanistan	Hakimzad Masif			Percent					National Olympic Committee of the Islamic Republic of Afghanistan	4
2	Bahrain	H.H. Shaikh Nasser bin Hamad AL KHALIFA	Member of the Bahraini royal family and the		Mr Al-Badr Khan Sadeq ASKAR	Supreme Council of Youth and Sport				Bahrain Olympic Committee	1.5
3	Bahreledah	General Abu Bala Mohamed SHAFELI BRIG		17th Chief of Army Staff	Mr Fozd Shaked KEZA					Bahreledah Olympic Association	3
4	Bhutan	H.R.H. Prince Jigyal Ugen WANGCHUCK	Prince		Mr Sonam Karma TSHERING					Bhutan Olympic Committee	1.5
5	Brunei Darussalam	H.R.H. Prince Haji Sultan BONGSOM	Prince		Mr Sultan ABDULL SAH					Brunei Darussalam National Olympic Council	1.5
6	Cambodia	Dr. Khan THONG	Minister of Tourism		Mr Chhemsan VATH	Under Secretary of State in the Ministry of Tourism				National Olympic Committee of Cambodia	1.5
7	China	Zhangquan SOU S2333 contact_278	Director - General Administration of Sport of China	Secretary of Administration of Sport of China	Mr Luozeng SONG	Director General - Department of External Affairs				Chinese Olympic Committee	1.5
8	Democratic People's Republic of Korea	Mr. Jong Pyu Ri		Ministry of Culture, Sports and Tourism	Mr Kwang Ho SON					Olympic Committee of the Democratic People's Republic of Korea	2
9	Hong Kong	Mr Timothy Tsz Tin FOK		Member of the Legislative Council of Hong Kong	Mr Ronnie Man Chi WONG					Sports Federation and Olympic Committee of Hong Kong	3.5
10	India	Mr Ramachandran MURAYYAN (S2484)			Mr Rajeev MEHTA					Indian Olympic Association	2.5
11	Indonesia	Mr Erick THORIR			Mr Dewy ISWARDI					Indonesian Olympic Committee	3
12	Iraq	Mr. Riad Hammadi Salwan AL-ZUBAYDI			Mr. Haidar MUSSENI ALI					National Olympic Committee of Iraq	5.5
13	Islamic Republic of Iran	Mr. Gholamreza MAZENFI	Secretary of Central Selection Board of Ministry of Sport	Ministry of Education 2009-2012	Mr Shokhroh SHAHNAZI					National Olympic Committee of the Islamic Republic of Iran	1
14	Japan	Mr Tetsuhiro TAKEEDA			Mr Tetsuhiro HIRAOKA					Japanese Olympic Committee	5
15	Jordan	HHR Prince Faisal AL HUSSEIN	Prince		Mr. Nazem MAJALI					Jordan Olympic Committee	2

Results: NOCs led by individuals with formal ties to government

Figure 1. NOCs with/without formal ties to government

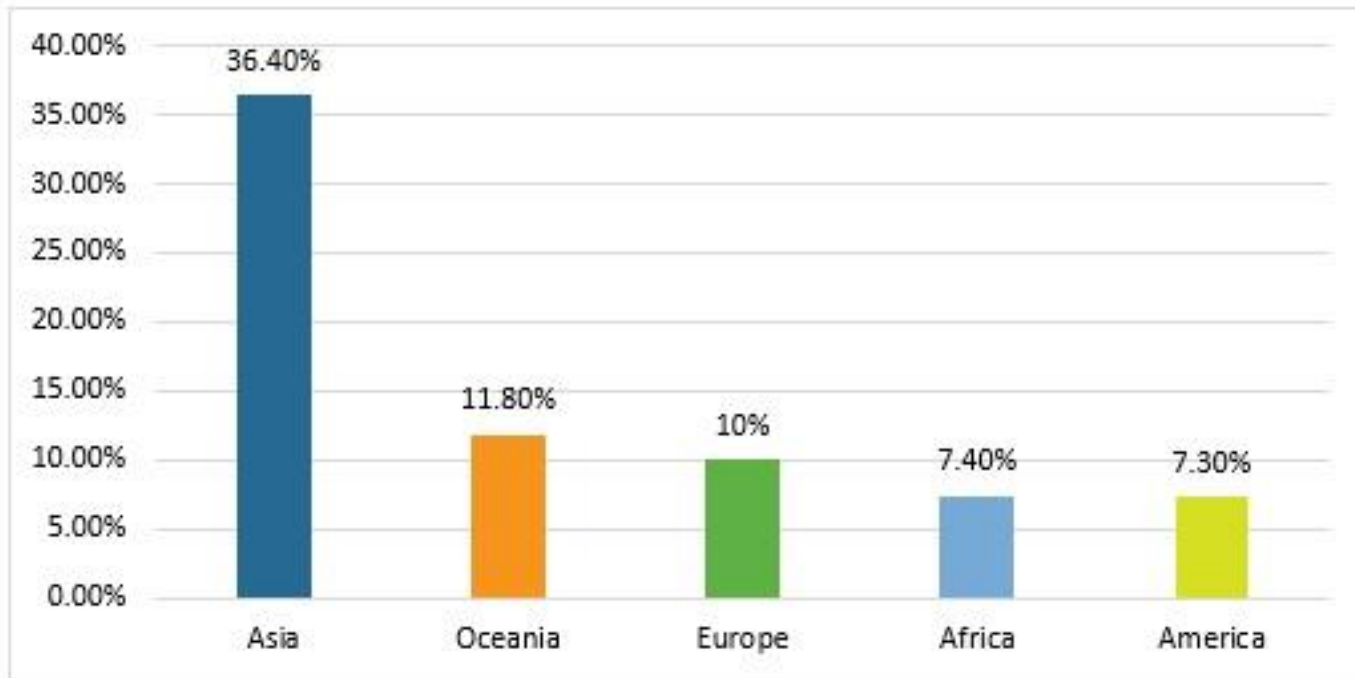


Note: The numbers within the dark/light-blue area indicate the absolute count of NOCs.



Results: NOCs led by individuals with formal ties to government

Figure 2. NOCs led by individuals with formal ties to a national government (%)

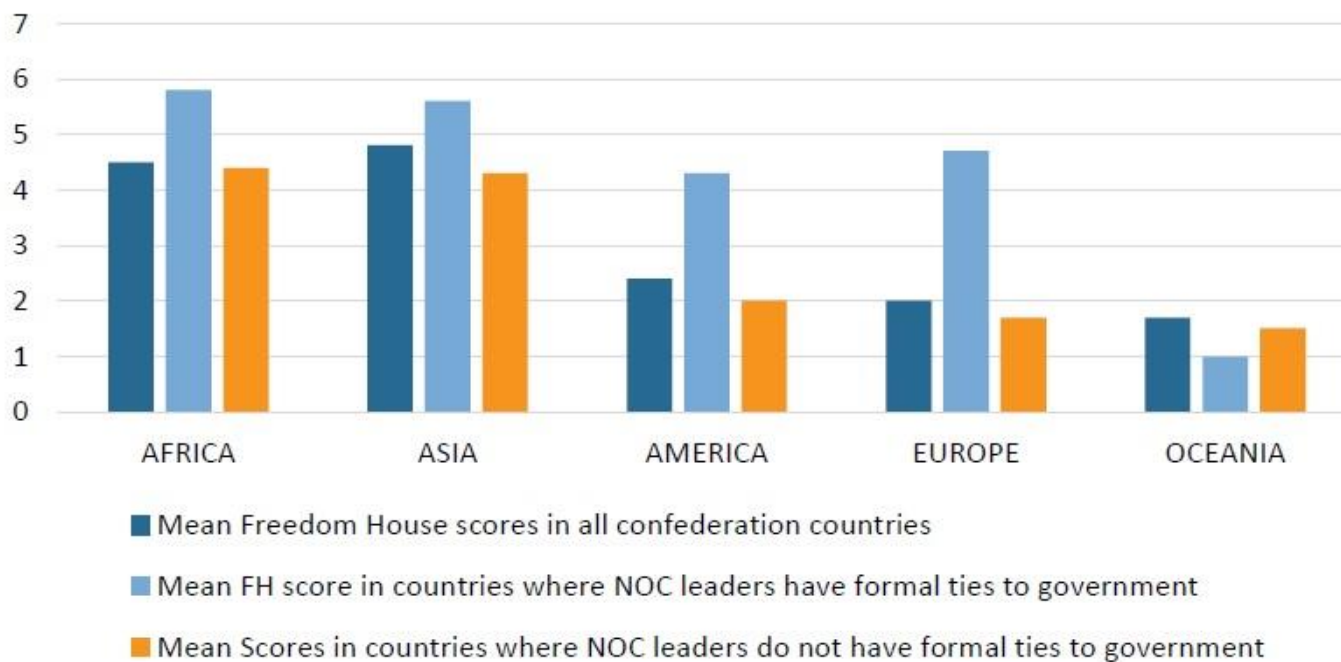


Note: Percentage includes both NOC secretary generals and presidents.



NOCs and degrees of political freedom

Figure 8. Freedom House scores in national Olympic confederation countries



Note: Mean freedom scores are based on data from 2017. The scores determine whether countries are Free (1.0 to 2.5), Partly Free (3.0 to 5.0), or Not Free (5.5 to 7.0).



Summary of results

	Percentage of NOCs connected to government bodies	Mean freedom score in affected countries	Mean freedom score in the region
Africa (ANOCA)	7.4 %	5.8	4.5
Asia (OCA)	36.4 %	5.6	4.8
America (PASO)	7.3 %	4.3	2.4
Europe (EOC)	10 %	4.7	2
Oceania (ONOC)	11.8 %	1	1.7
All regions	14.1 %	4.3	3

Note: Percentages show the proportion of NOC leaders connected to government bodies within the specified region.

An index on autonomy – implications?

Olympic Charter, Article 28:

- “[...] NOCs must preserve their autonomy and resist all pressures of any kind”.
- Is the autonomy of NOCs led by individuals who also represents a national government, an illusion?
- Potential risks of political interference in affected NOCs
- Measures to reduce potential conflict of interest risks?





Thank you!

Play the Game 2017
Eindhoven, The Netherlands
27/11/2017

Communications officer, Stine Alvad
stine@playthegame.org

Student assistant, Mads A. Wickstrøm
mads@playthegame.org

The complete analysis and survey of the
autonomy of National Olympic Committees
is available on: www.playthegame.org